

# CABINET ON CASTORS

A reliable storage essential,  
*designed to complement your workflow.*

.....

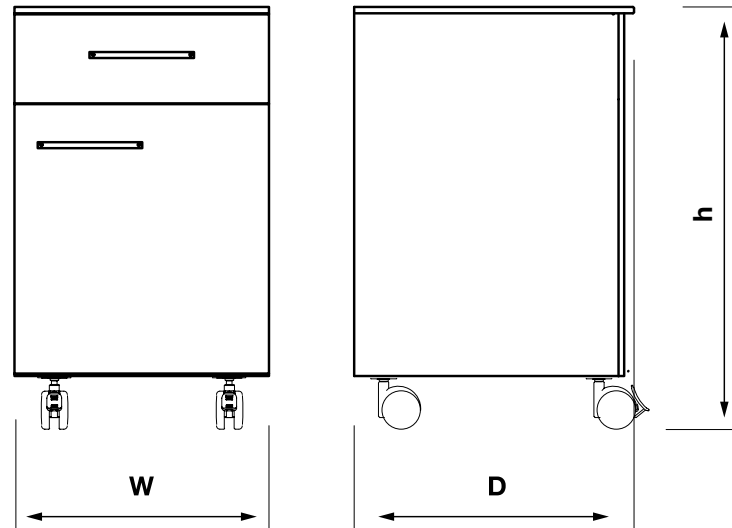


# Cabinet On Castors

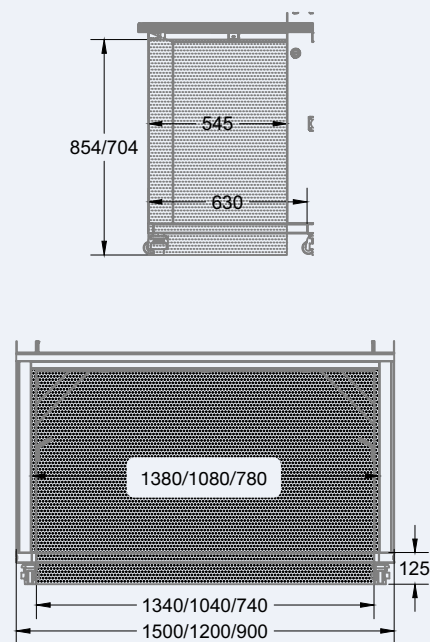
A reliable storage essential, *designed to complement your workflow.*



Scan the QR code to see this product on our website or [click here](#)



W (width, mm)	D (depth, mm)	h (worktop height, mm)
500	550	830
700		660
900		
1.200		



Leg room at our WorkStations.

(For cabinet width combinations choosing).

**MAX Load 25 kg - per drawer**  
**MAX Load 100 kg - total**

.....

Can be delivered in **fully HPL or Melamine.**

Melamine version **also has HPL worktop.**

Optional **270° opening hinges.**

Check availability for **other colours or door-drawer combinations** out of this list.

Body manufactured fully with **16 mm Melamine with Black PVC edging (advised) or 16 mm HPL.**

**Usable worktop** built on 16mm HPL usable top.

**White finishing as standard** (check options).

**Rubber wrapped plastic core castors,** 2 without brakes at back, two with brakes at front.

**Black handles** 200 mm.

**Soft closing hinges** opening 165°. Optional 270° opening hinge.

Models with door(s) includes **height adjustable internal shelf.**

Index | Workstations | Benches | Sinks | [Cabinetry](#)

Usable HPL worktop



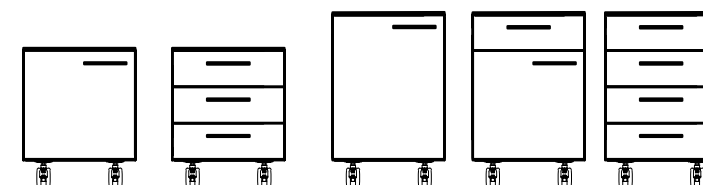
Soft closing hinges, 165° opening



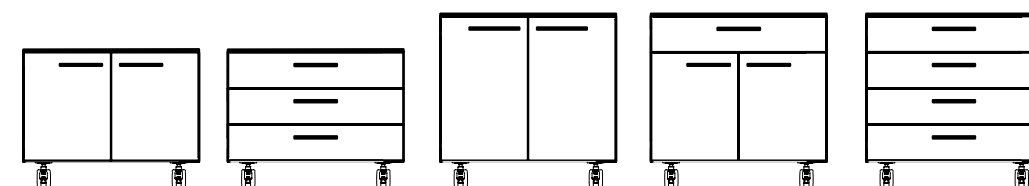
Soft closing drawer guides / Black epoxy painted steel handle



Front castors with brake



**Single door combinations**  
(widths 500 and 700 mm)



**Double door combinations**  
(widths 900 and 1200 mm)